

Household use

Asahi Area

# Garbage Disposal Guidebook

To be stored for future reference

## Collection days for my area

### Combustible garbage

Collected  
twice/week

 • 

### Non-combustible garbage Hazardous waste

Collected  
once/week

### Recyclable waste(bottles, cans, paper)

Collected  
twice/month

1st•3rd

### PET bottles

Collected  
twice/month

2nd•4th

Please separate garbage according to type  
and leave at the collection points by **7:00 am**  
on the days specified for your area

	Introduction - Correct use of garbage collection points	1
	Disposing of your garbage	1
	List of collection days by area	3
	Combustible garbage	4
	Non-combustible garbage	5
	Hazardous waste	6
	Recyclable waste (bottles, cans, paper)	7
	PET bottles	8
	Oversized garbage	9
	Household medical waste	10
	Recyclable home appliances	10
	Small home appliances	11
	Oarai, Hokota, & Mito Garbage Disposal Center information	12
	Items not accepted by the center	13
	Licensed general waste companies	13
	Recycling schemes	14

Hokota City

English

英語



## Introduction

This guidebook was created with the aim of clarifying the correct garbage disposal and separation methods within Hokota city in order to encourage the correct disposal of day-to-day garbage.

The correct disposal, reduction and recycling of garbage helps to reduce the amount of carbon dioxide (CO<sub>2</sub>) released at the time of collection and incineration, helping to reduce the impact on the environment while also helping to maintain garbage disposal facilities and reduce the cost involved in garbage collection.

Please cooperate by observing the rules when disposing of your garbage in order to take care of our limited resources and protect our rich natural environment and comfortable living environment.

### Ways to reduce our garbage - The 3Rs -



#### [1] Reduce

Reducing potential waste by not buying (receiving) things you don't need.

#### [2] Reuse

Continuing to use items that can still be used by passing them on to others, etc.

#### [3] Recycle

Using empty cans and PET bottles as a resource and recycling them.

## Disposing of your garbage

\*Please note that taking your own garbage to disposal facilities will incur a waste disposal fee. (See page 12)

### Items that can be brought in collection points (These can also be taken to garbage disposal facilities)

#### Combustible garbage

- Raw waste
- Paper diapers
- Plastic products, etc.

Page 4

#### Non-combustible garbage

- Non-recyclable bottles (broken bottles, cosmetics bottles, etc.)
- Ceramics, etc.

Page 5

#### Hazardous waste

- Fluorescent lights, light bulbs
- Batteries, mobile phone batteries, etc.
- Mercury thermometers, etc.

Page 6

#### Recyclable waste

- Bottles/jars (food & beverage bottles/jars)
- Cans
- Paper (newspapers, magazines, cardboard boxes, cartons)

Page 7 & 8

- Please use the garbage bags designated by Hokota city.  
Price of designated garbage bags (tax incl.)  
45 L 200 yen/10 bags  
30 L 170 yen/10 bags  
\*This does not apply when taking your own garbage to disposal facilities.  
→ See page 10

- Place into a plastic container for disposal.  
\*Any type of container can be used.

- Place in a transparent or semi-transparent bag and attach the "Hazardous Waste (Yugai) sticker" to the bag.

- Rinse the inside with water, remove the lid and place into the designated container assorted by color.
- Separate paper according to type and tie off in a cross with string.

## Correct use of garbage collection points

### 1 Garbage separation

- Please separate garbage according to type and dispose of your garbage as per the instructions set out in this guidebook.  
\*Please note that some items cannot be collected depending on the collection point.

### 2 Collection days

- Please leave your garbage at the collection points on the designated days for your area.
- Garbage is also collected on public holidays. (Except new year and year end holidays)

### 3 When to put out your garbage

- Please leave your garbage at the collection points before **7:00 am** on collection days.

### 4 Management of garbage collection points

- Garbage collection points are set up and run by local community groups and associations, etc. and will have different rules depending on the collection point. We kindly request that all residents discuss use of the collection points to ensure they are managed appropriately.



- Please note that leaving items that cannot be collected at collection points will be seen as illegal dumping.
- Garbage brought in may scattered by invasion of animals, crows, etc.
- Please ensure to cover the collection point with a net, etc. to prevent garbage from scattering.
- It is believed that crows have difficulty distinguishing the color yellow. Using a yellow net, etc. can be useful to reduce damage caused by crows.



### Items that cannot be brought in collection points (Take these items to garbage disposal facilities)

#### PET bottles

Page 8

- Rinse the inside with water and place in the designated collection basket.
- Please remove the lid and label.

#### Oversized garbage

- (items longer than 30 cm on one side)
- Futon mattresses, rugs
- Furniture (chairs, desks, etc.)
- Home appliances, etc.

Page 9

- Tie up futon mattresses and rugs in 2-3 places.

\*Items not accepted  
→ Page 13

### Other garbage (See the applicable page)

#### Other

- Household medical waste
- Recyclable home appliances
- Small home appliances

Page 10 and 11

- A recycling fee will apply for recyclable home appliances.
- Please use the collection boxes for small home appliances.



# List of collection days by area

## Asahi Area



List of collection days by area

Area		Combustible garbage	Non-combustible garbage	Recyclable waste	
			Hazardous waste	Bottles, cans, paper	PET bottles
A	Araji	Mon & Thu	Tue	1st & 3rd Fri	2nd & 4th Fri
I	Iida	Tue & Fri	Thu	1st & 3rd Mon	2nd & 4th Mon
O	Okami	Tue & Fri	Thu	1st & 3rd Mon	2nd & 4th Mon
	Onuma	Tue & Fri	Thu	1st & 3rd Mon	2nd & 4th Mon
Ka	Kashiwakumashinden	Mon & Thu	Tue	1st & 3rd Fri	2nd & 4th Fri
	Kazuoka	Tue & Fri	Thu	1st & 3rd Mon	2nd & 4th Mon
	Katsuori	Mon & Thu	Tue	1st & 3rd Fri	2nd & 4th Fri
	Katsuorishinden	Mon & Thu	Tue	1st & 3rd Fri	2nd & 4th Fri
	Kamiota	Tue & Fri	Thu	1st & 3rd Mon	2nd & 4th Mon
	Kamigama	Mon & Thu	Tue	1st & 3rd Fri	2nd & 4th Fri
	Kamishikada	Tue & Fri	Thu	1st & 3rd Mon	2nd & 4th Mon
Ko	Konaji	Mon & Thu	Tue	1st & 3rd Fri	2nd & 4th Fri
	Konajidaini	Mon & Thu	Tue	1st & 3rd Fri	2nd & 4th Fri
Sa	Sawajiri	Mon & Thu	Tue	1st & 3rd Fri	2nd & 4th Fri
Shi	Shimoota	Tue & Fri	Thu	1st & 3rd Mon	2nd & 4th Mon
	Shimoshikada	Tue & Fri	Thu	1st & 3rd Mon	2nd & 4th Mon
Ta	Takihama	Mon & Thu	Tue	1st & 3rd Fri	2nd & 4th Fri
	Takihamashinden	Mon & Thu	Tue	1st & 3rd Fri	2nd & 4th Fri
	Tasaki	Tue & Fri	Thu	1st & 3rd Mon	2nd & 4th Mon
	Tamada	Mon & Thu	Tue	1st & 3rd Fri	2nd & 4th Fri
Tsu	Tsukuriyadaichi	Tue & Fri	Thu	1st & 3rd Mon	2nd & 4th Mon
	Tsukuriyadaini	Tue & Fri	Thu	1st & 3rd Mon	2nd & 4th Mon
	Tsukuriyadaisan	Tue & Fri	Thu	1st & 3rd Mon	2nd & 4th Mon
To	Tokiwadaiichi	Tue & Fri	Thu	1st & 3rd Mon	2nd & 4th Mon
	Tokiwadaini	Tue & Fri	Thu	1st & 3rd Mon	2nd & 4th Mon
Ni	Nishikatsuori	Mon & Thu	Tue	1st & 3rd Fri	2nd & 4th Fri
No	Noda	Mon & Thu	Tue	1st & 3rd Fri	2nd & 4th Fri
Hi	Hiyamizu	Mon & Thu	Tue	1st & 3rd Fri	2nd & 4th Fri
Mi	Minowanishi	Tue & Fri	Thu	1st & 3rd Mon	2nd & 4th Mon
	Minowahigashi	Tue & Fri	Thu	1st & 3rd Mon	2nd & 4th Mon
	Miwa	Mon & Thu	Tue	1st & 3rd Fri	2nd & 4th Fri
Mo	Momiyama	Mon & Thu	Tue	1st & 3rd Fri	2nd & 4th Fri
Yu	Yutsubo	Mon & Thu	Tue	1st & 3rd Fri	2nd & 4th Fri

\*Information will be provided in public newsletters, etc. regarding collection over the end of year and New Year holiday.



# Combustible garbage

Collection  
point



Self-carry  
in



## Disposal

For collection points:

Place garbage in **bags designated by Hokota city.**


When taking to disposal facilities:

Items can be taken in **bags other than those designated by Hokota city.**

→Page 12

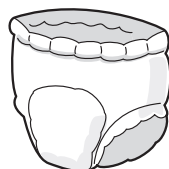


Combustible garbage



### Raw waste, seashells

Drain thoroughly prior to disposal.



### Paper diapers

Remove any fecal matter, emptying it into the toilet prior to disposal.



### Rubber, plastic products, styrene foam



### Waste cooking oil


Absorb oil by using paper or use a coagulant.



### Leather products (synthetic leather products)



### Clothing



### Plastic products



### Branches and grasses (dried/dead)

When bringing in collection points:

Limited to branches up to approx. 5 cm in diameter.

Cut into approx. 50 cm lengths and tie into bundles approx. 30 cm in diameter.

Remove any dirt from grasses and place into the designated garbage bags.

Please limit the amount you leave at the collection point at any one time to 2-3 bundles/bags.

When self-carrying in disposal facilities:

Limited to branches up to approx. 10 cm in diameter.

Cut branches into lengths of approx. 1 m



● Prohibit burning garbage outdoors: Burning garbage outdoors is prohibited under the "Waste Disposal and Public Cleaning Act". Please observe all regulations when disposing of your garbage.



# Non-combustible garbage

Collection  
point

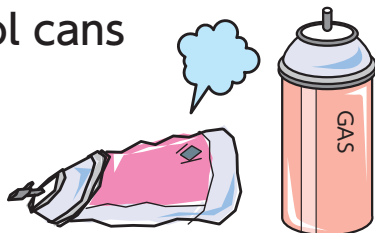


Self-carry  
in



**Disposal** Place into **a plastic container** for disposal.

## Aerosol cans



Ensure cans are empty and open a hole in the can prior to disposal. (Do not open holes in cans near a naked flame and ensure ample ventilation)




## Tableware, glass

Wrap any broken items in newspaper, etc. and label "KIKEN (Dangerous)".



## Frying pans, pots, kettles



## Lighters

Ensure lighters are empty prior to disposal.



## Bladed instruments

Wrap in newspaper, etc. and label "KIKEN (Dangerous)".



## Non-recyclable bottles

(bottles not used to contain food or drink products, and broken or dirty bottles)



- Any items longer than 30 cm on one side will be considered oversized garbage. (See page 9)
- Small home appliances may also be placed in the "small home appliance collection boxes." (See page 11)
- **Remove any batteries** from appliances prior to disposal.
- Fluorescent lights, light bulbs, batteries and mercury thermometers are considered hazardous waste. (See the right page)



Non-combustible garbage



# Hazardous waste

Collection  
point




Self-carry  
in



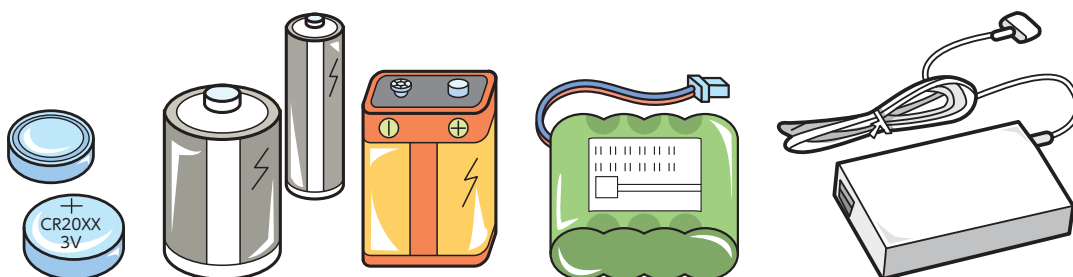
## Disposal

Place in **a transparent or semi-transparent bag** and attach **the Hazardous Waste sticker** to the bag.

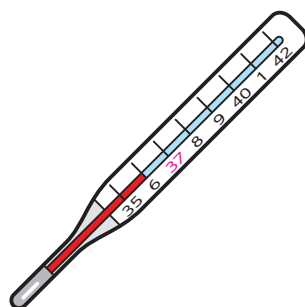
(Hazardous Waste stickers are available free of charge from stores selling garbage bags or from the city hall.)



Fluorescent lights & light bulbs



Batteries & mobile phone batteries, etc.



Mercury thermometers



- Ensure to **properly separate hazardous waste** so that it is not mixed with other garbage prior to disposal.
- The Hazardous Waste sticker is not necessary if taking it to a disposal facility yourself.



Hazardous waste





# Recyclable waste (bottles/cans)

Collection point



Self-carry in



## Recyclable bottles

### Disposal

Ensure bottles are empty and place them in the **designated containers**.



Brown bottles



Colorless bottles



Other bottles




- Place any bottles not used to contain food or drink products and any broken or dirty bottles together with non-combustible garbage.

## Cans

### Disposal

Ensure bottles are empty and place them in the **designated containers**.



Steel cans



Aluminum cans



- Place any rusty or dirty cans together with non-combustible garbage.



## Recyclable waste (paper)

Collection point



Self-carry in



Paper (newspapers, magazines, cardboard boxes, milk/juice cartons)

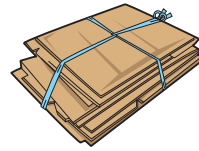
**Disposal** Separate paper according to type and **tie off in a cross with string**.



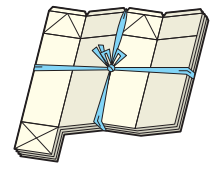
**Newspapers**  
(includes newspaper inserts)



**Magazines**  
(weekly publications and catalogs, etc.)



**Cardboard boxes**



**Milk / juice cartons**



- Wet paper can affect the recycling process. Please refrain from leaving out paper on rainy days.
- Ensure to tie newspaper off in a cross with string even when placing them in bags supplied by newspaper outlets.
- Do not use adhesive tape or place newspapers and magazines into cardboard boxes when tying them up.
- Rinse the inside of milk/juice cartons with water prior to disposal.



## PET bottles

Collection point



Self-carry in



**Disposal** Ensure bottles are empty and place them in the **designated baskets**.



Remove caps and labels.  
Place caps and labels together with combustible garbage.



Rinse inside with water



Place in designated baskets

### Material symbol

PET bottles that can be recycled will display this symbol on the label or the bottom of the bottle.



PET



- Place any bottles that cannot be cleaned in together with combustible garbage.
- Take measures to ensure baskets are not blown away on windy days.





# Oversized garbage

(items longer than 30 cm on one side)

Collection  
point




Self-carry  
in




## Disposal

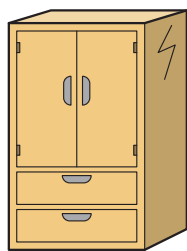
Residents are required to take oversized garbage to the Oarai, Hokota, & Mito Garbage Disposal Center



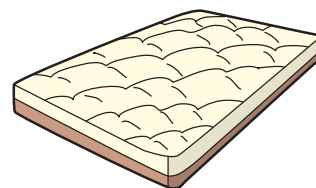
Kerosene heaters




Home appliances





Timber furniture



Futon mattresses, mattresses



Rugs



Kettles, toasters

Other: Fan heaters, microwave ovens, gas stoves, bicycles, polyethylene kerosene containers, etc.



- Tie up futon mattresses and rugs, etc. in 2-3 places before bringing them to the center.
- A recycling fee will apply for recyclable home appliances. →Page 10
- **Remove any batteries** from appliances prior to disposal.



## Household medical waste


Collection  
point




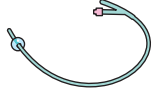
Self-carry  
in



Used gauze,  
absorbent cotton,  
etc.



Catheters



Tubes



Infusion bags



- Appropriately dispose of any liquid waste before leaving at the collection point.
- Sharp objects, such as needles, etc., and items with large amounts of blood cannot be collected. Please seek advice from the medical institution from which the item was prescribed or a chemist.



## Recyclable home appliances

(TVs, washing machines, fridges, freezers, air conditioners, clothes dryers)

**Disposal** Items can be disposed of in the following way.

- [1] Make a request for disposal at the store you are purchasing a replacement or at the original place of purchase.
- [2] Pay the required recycling fee at a post office and take the item to the Oarai, Hokota, & Mito Garbage Disposal Center.

### Disposal costs

A recycling fee will apply.



- When taking these items to the Oarai, Hokota, & Mito Garbage Disposal Center, a fee to transport the item to the designated collection location will apply in addition to the recycling fee. Please pay this fee at the Garbage Disposal Center customer counter. (Transportation fee: 2,000 yen/item)



# Small home appliances

Small home appliances can be placed in collection boxes for collection.

## Items that can be placed in collection boxes

- Mobile phones, PHS, smartphones, tablets
- Electronic dictionaries, calculators, digital book readers
- Digital cameras, video cameras, film cameras
- Game consoles (non-portable, portable consoles)
- Hard disks, USB memory sticks, memory cards
- IC recorders
- Car accessories (navigation systems, ETC/VICS units, etc.)
- Radios
- Beauty products (hair dryers, electric shavers, electric toothbrushes, etc.)
- Digital blood pressure monitors, digital thermometers
- Portable audio equipment (MD/CD players, headphones, earphones, etc.)

## Collection box locations (7 locations around the city)

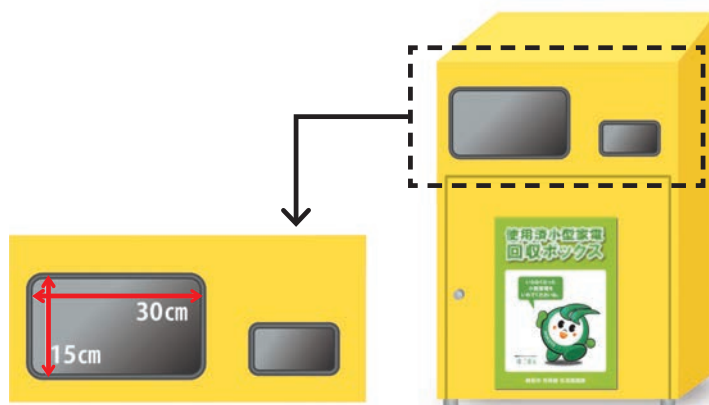
Facility name	Hours open (and closed)
Hokota City Central Hall	Mon-Fri 8:30 am to 5:15 pm
Asahi Citizens' Center	
Taiyo Citizens' Center	
Hokota Central Community Center	9:00 am to 5:00 pm (except Mon)
Asahi Community Center	
Top Sante Taiyo	10:00 am to 9:00 pm (except Mon)
Hot Park Hokota	10:00 am to 9:00 pm (except Wed)

\*When days Top Sante Taiyo and Hot Park Hokota are closed fall on a public holiday, they will also be closed the following day.

## Acceptable size

15 cm × 30 cm

Do not place items larger than the above measurements into collection boxes.



- Ensure to delete any personal information before disposing devices.
- Please note that items cannot be reclaimed once they are brought to the center.
- Remove any batteries from appliances prior to disposal.



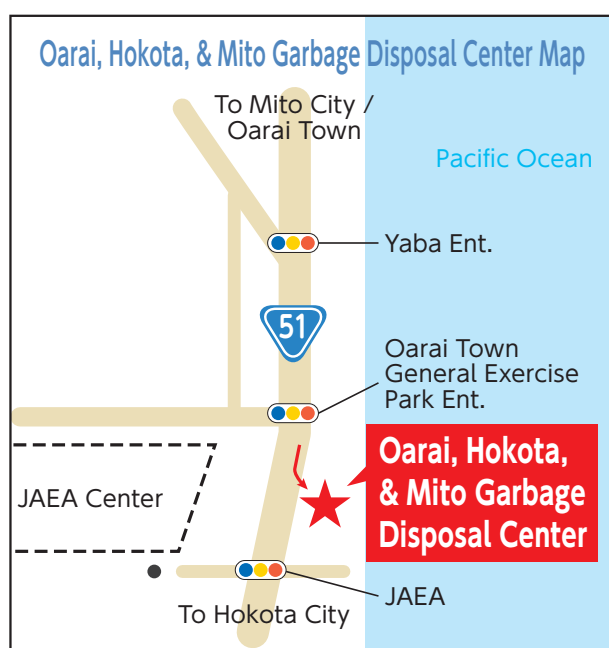
# Oarai, Hokota, & Mito Garbage Disposal Center Information

Hours for carrying in	
Mon-Fri	8:30 am to 4:30 pm
2nd and 4th Saturday of each month	8:30 am to 11:30 am

Hours for carrying in	Weight	Disposal costs
Household waste	Less than 60 kg	Flat fee: 300 yen
	60 kg or more	130 yen/10 kg (calculated from the first 1 kg)
Business-related waste	130 yen/10 kg (loads under 10 kg will still incur a cost of 130 yen)	

\*Weights are rounded off to the nearest 10 kg.  
(Example: 55 kg will be calculated as 60 kg)  
 $60 \text{ kg} \times 130 \text{ yen} / 10 \text{ kg} = 780 \text{ yen}$

- When taking your own garbage to a garbage disposal facility, there is no need to use the designated bags. Please use bags that make it possible to see what is inside the bags. Please note that a waste disposal fee will apply even when using the designated bags.
- Information will be provided in public newsletters, etc. regarding hours of operation over the end of year and New Year holiday.



## Contact

- Oarai, Hokota, & Mito Garbage Disposal Center  
4287 Oarai Town, Narita-cho ☎029-267-2898





# Items not accepted by the center

Item	Where to call
Automotive parts (tires, batteries, doors, bumpers, etc.)	Gasoline stations, car dealerships, specialty tire stores, licensed car wreckers, etc.
Pesticide cans, waste plastic, etc.	Take these items to group collection points run by the city (city council)
Waste oil (gasoline, diesel, kerosene, oil, etc.)	Gasoline stations, etc.
Chemicals	Place of purchase or manufacturer, etc.
PCs, fire extinguishers, bikes, etc.	Please dispose of these items in accordance with the relevant recycling scheme.
Construction waste, household fixtures/fixtures, etc.	Place of purchase or specialty disposal company, etc.



- Please note that these items cannot be brought in to collection points or taken to the Oarai, Hokota, & Mito Garbage Disposal Center.

## Construction waste, industrial waste, etc.

Please contact the following regarding construction waste and industrial waste, etc.

Ibaraki Prefecture Industrial Resource Association

☎029-301-7100 <http://www.ibaraki-sanpaikyo.or.jp/>



# Licensed general waste companies

Please contact one of the following general waste companies if you are unable to take oversized garbage or occasional large amounts of garbage to a garbage disposal facility by yourself.

Company name (in order of Japanese syllabary)	Address	Tel
Asahi Kankyo Co., Ltd.	770 Katsuori, Hokota City	0291-37-0550
Ishizaki Syouji Co., Ltd.	1047-4 Tamada, Hokota City	0291-37-3966
Ibaraki Prefecture Clinic Clean Association Co., Ltd.	1-5 Koibuchi-cho, Mito City	029-259-7200
Kawakami Sangyo Ltd.	11-1 Gotanda, Oarai Town	029-267-2829
Kitakanto Tsusho Co., Ltd.	3-234 Tomae, Mito City	029-269-2033
Sakakibara Shoten Ltd.	7166 Itako, Itako City	0299-63-1726
Takahashi Kobutsu Shoten	1480-2 Notomo, Hokota City	0291-32-2684
Dekune Unso Co., Ltd.	805-5 Shimotomita, Hokota City	0291-36-3804
Maruzen Eco Earth Ltd.	673-2 Hanyu, Namegata City	0299-57-0530

\*As of end of March 2020



# Recycling schemes

## Fire extinguishers recycling schemes



Please contact the place of purchase or fire extinguisher retail outlets registered with the Japan Fire Extinguisher Manufacturer's Association. For more information, contact the following.

Fire Extinguisher Recycling Promotion Center  
☎03-5829-6773 <http://www.ferpc.jp/accept/>



## Motorcycles recycling scheme



Please take unwanted motorcycles to motorcycle stores displaying the recycle network sticker or other specified collection locations. For more information, contact the following.

Japan Automotive Recycling Promotion Center  
☎050-3000-0727 <http://www.jarc.or.jp/motorcycle/>



## PC recycling



Contact the place of purchase or take to collection recycling centers specified by the manufacturer. For more information, contact the following.

PC3R Promotion Association  
☎03-5282-7685 <http://www.pc3r.jp/>



## Recyclable home appliances



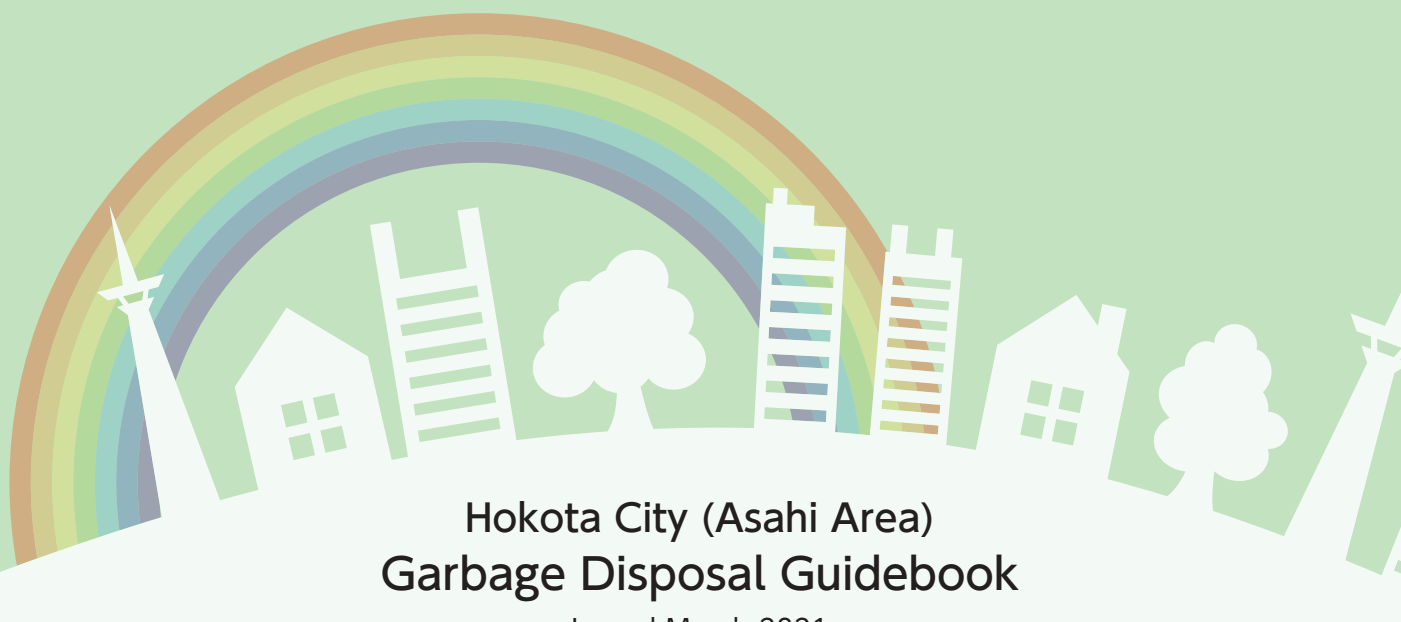
Ask at your place of purchase or take directly after paying the recycling fee.

For more information, contact the following.

Home Appliance Recycling Ticket Center  
(Recycling Schemes)  
☎0120-319640 <http://www.rkc.aeha.or.jp/>







# Hokota City (Asahi Area) Garbage Disposal Guidebook

Issued March 2021

---

Issued

---

Hokota City, Environment & Economy Department, Living Environment Section  
1444-1 Hokota, Hokota City, Ibaraki Prefecture 311-1592

☎0291-33-2111 (main line)

☎0291-36-7486 (direct)

This Guidebook has been made using grants received from the Ministry of Defense.

Not to be copied or reproduced without authorization.